

Alumni Survey - COE Lewis University

1. Year in which you completed your program of study: (Please provide only one year. Use all four digits to indicate the year, i.e, 1997)

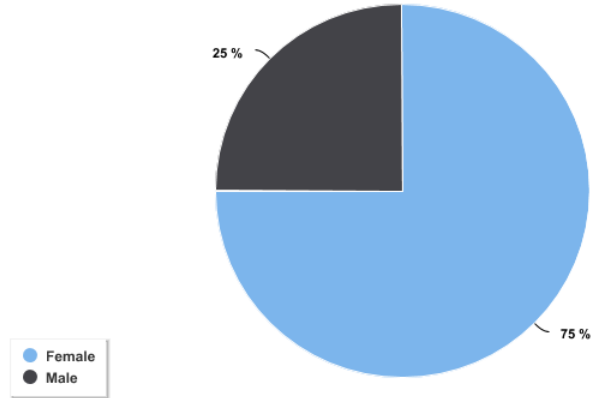
Response	Number of Responses
Text Question	4

Total Responses: 4

2. Gender

Response	Number of Responses	Percent
Female	3	75%
Male	1	25%

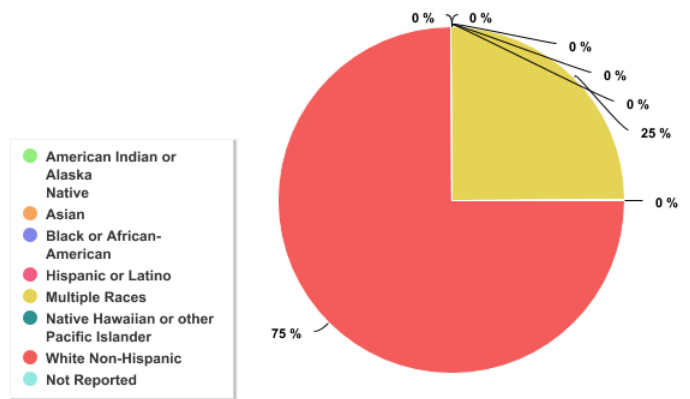
2. Gender



3. Ethnicity

Response	Number of Responses	Percent
American Indian or Alaska Native	0	0%
Asian	0	0%
Black or African-American	0	0%
Hispanic or Latino	0	0%
Multiple Races	1	25%
Native Hawaiian or other Pacific Islander	0	0%
White Non-Hispanic	3	75%
Not Reported	0	0%

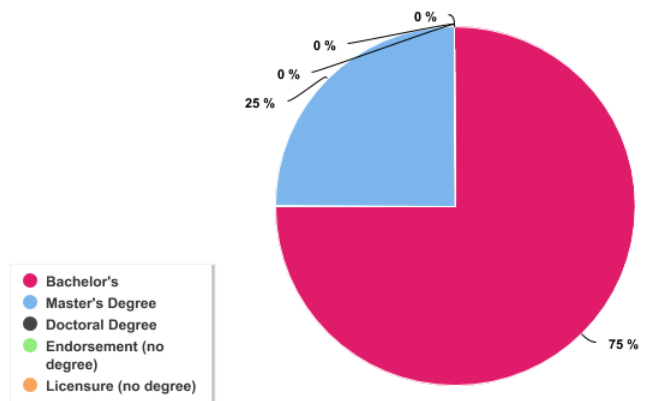
3. Ethnicity



4. Program Type

Response	Number of Responses	Percent
Bachelor's	3	75%
Master's Degree	1	25%
Doctoral Degree	0	0%
Endorsement (no degree)	0	0%
Licensure (no degree)	0	0%

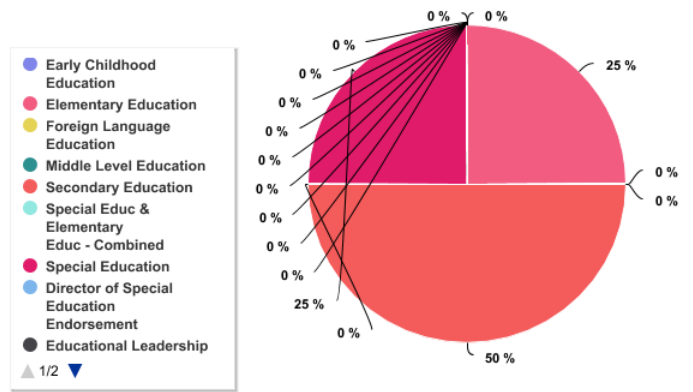
4. Program Type



5. Program of Study/Major

Response	Number of Responses	Percent
Early Childhood Education	0	0%
Elementary Education	1	25%
Foreign Language Education	0	0%
Middle Level Education	0	0%
Secondary Education	2	50%
Special Educ & Elementary Educ - Combined	0	0%
Special Education	1	25%
Director of Special Education Endorsement	0	0%
Educational Leadership	0	0%
English as a Second Language (ESL)	0	0%
Instructional Technology	0	0%
Principal Endorsement	0	0%
Reading & Literacy	0	0%
School Counseling & Guidance	0	0%
Superintendent Endorsement	0	0%
Teacher Leadership	0	0%
Other (Please explain)	0	0%

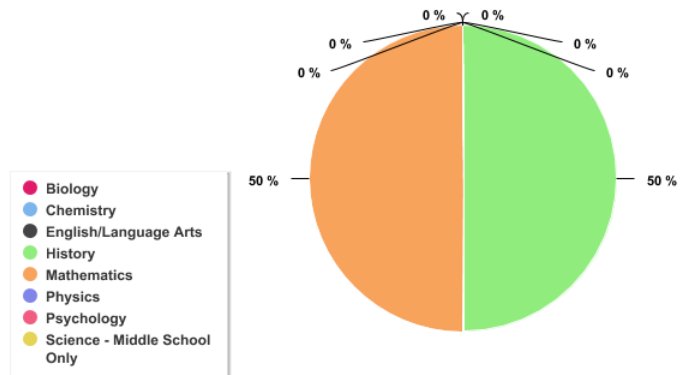
5. Program of Study/Major



If Secondary or Middle Level Education, please choose content area:

Response	Number of Responses	Percent
Biology	0	0%
Chemistry	0	0%
English/Language Arts	0	0%
History	1	50%
Mathematics	1	50%
Physics	0	0%
Psychology	0	0%
Science - Middle School Only	0	0%

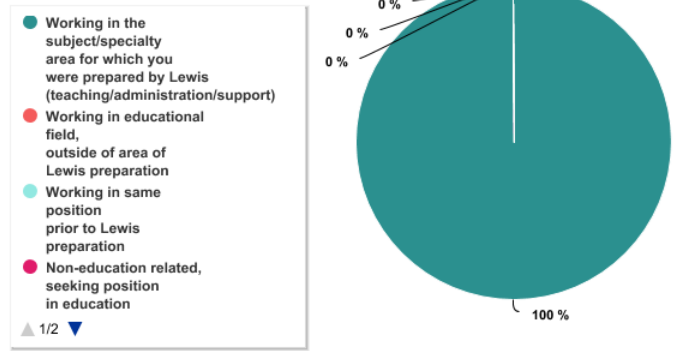
If Secondary or Middle Level Education, please choose c...



6. Employment status: If employed, indicate current position.

Response	Number of Responses	Percent
Working in the subject/specialty area for which you were prepared by Lewis (teaching/administration/support)	4	100%
Working in educational field, outside of area of Lewis preparation	0	0%
Working in same position prior to Lewis preparation	0	0%
Non-education related, seeking position in education	0	0%
Not seeking teaching position	0	0%

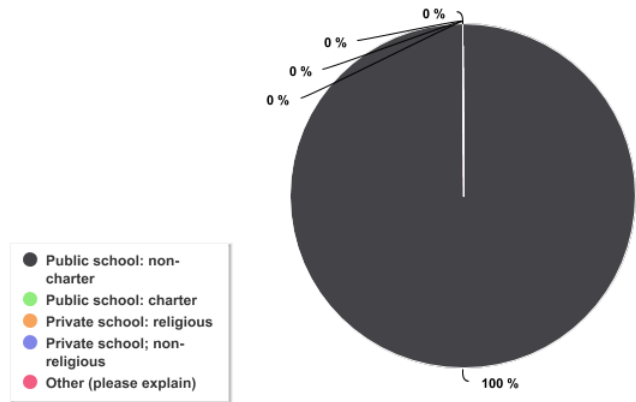
6. Employment status: If employed, indicate current pos...



7. Type of school/district where you work:

Response	Number of Responses	Percent
Public school: non-charter	4	100%
Public school: charter	0	0%
Private school: religious	0	0%
Private school; non-religious	0	0%
Other (please explain)	0	0%

7. Type of school/district where you work:



8. If you selected "Other" for Type of school/district where you work, please explain below

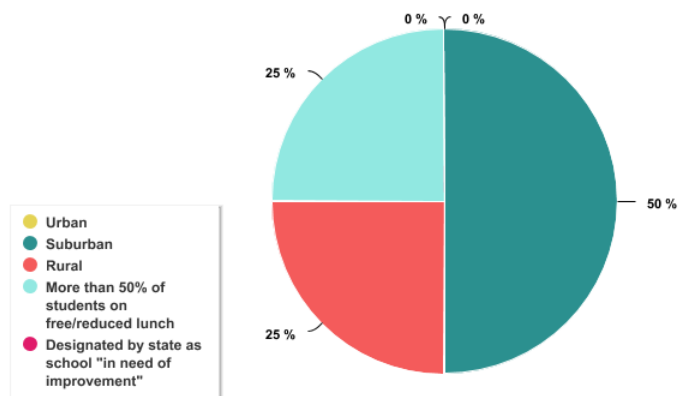
Response	Number of Responses
Text Question	0

Total Responses: 0

9. How would you describe your school? Choose all that apply:

Response	Number of Responses	Percent
Urban	0	0%
Suburban	2	50%
Rural	1	25%
More than 50% of students on free/reduced lunch	1	25%
Designated by state as school "in need of improvement"	0	0%

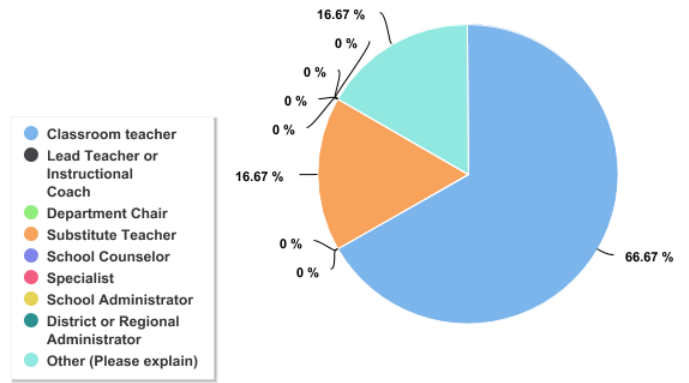
9. How would you describe your school? Choose all that ...



10. What is your primary role? (Select all that apply)

Response	Number of Responses	Percent
Classroom teacher	4	66.67%
Lead Teacher or Instructional Coach	0	0%
Department Chair	0	0%
Substitute Teacher	1	16.67%
School Counselor	0	0%
Specialist	0	0%
School Administrator	0	0%
District or Regional Administrator	0	0%
Other (Please explain)	1	16.67%

10. What is your primary role? (Select all that apply)



11. If you selected "Other", then please specify:

Response	Number of Responses
Text Question	1

Total Responses: 1

The program prepared me to create and/or evaluate effective curriculum, instruction, and assessment.

Response	Number of Responses	Percent
1 Not Well(1)	0	0%
2 Somewhat Well(2)	1	25%
3 Well(3)	1	25%
4 Very Well(4)	2	50%
0 Not Applicable(0)	0	0%

Total Responses: 4

Range: 2.00

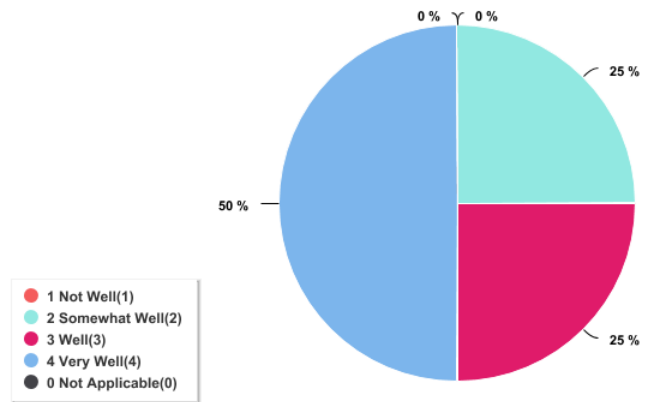
Mean: 3.25

Median: 3.50

Mode: 4.00

Standard Deviation: 0.83

The program prepared me to create and/or evaluate effective curriculum, instruction, and assessment.



The program prepared me to reflect on my professional behaviors and respond thoughtfully to feedback from others.

Response	Number of Responses	Percent
1 Not Well(1)	0	0%
2 Somewhat Well(2)	0	0%
3 Well(3)	0	0%
4 Very Well(4)	4	100%
0 Not Applicable(0)	0	0%

Total Responses: 4

Range: 0.00

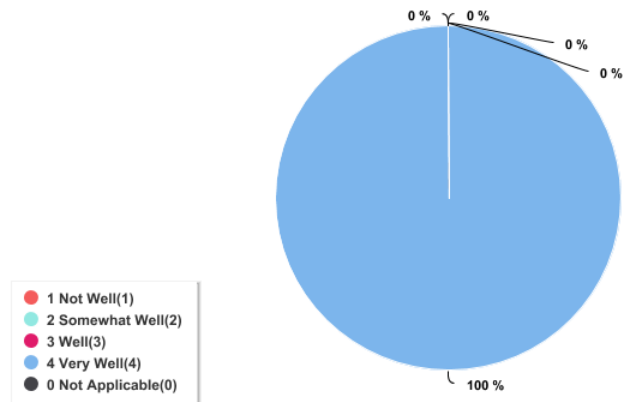
Mean: 4.00

Median: 4.00

Mode: 4.00

Standard Deviation: 0.00

The program prepared me to reflect on my professional behaviors and respond thoughtfully to feedback from others.



The program prepared me to respect diversity and use culturally responsive practices.

Response	Number of Responses	Percent
1 Not Well(1)	0	0%
2 Somewhat Well(2)	0	0%
3 Well(3)	0	0%
4 Very Well(4)	4	100%
0 Not Applicable(0)	0	0%

Total Responses: 4

Range: 0.00

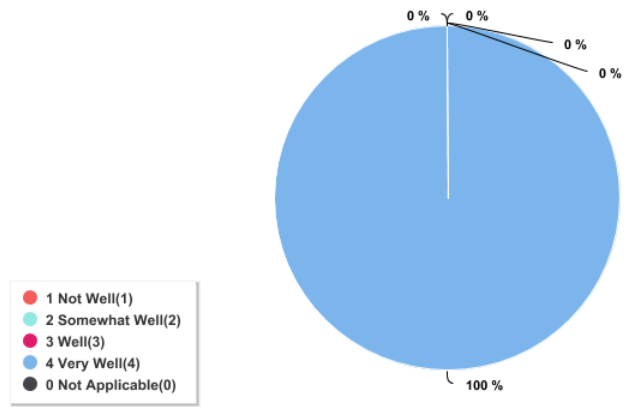
Mean: 4.00

Median: 4.00

Mode: 4.00

Standard Deviation: 0.00

The program prepared me to respect diversity and use cu...



The program prepared me to advocate for stakeholders and challenge dominant discourses.

Response	Number of Responses	Percent
1 Not Well(1)	0	0%
2 Somewhat Well(2)	1	25%
3 Well(3)	1	25%
4 Very Well(4)	2	50%
0 Not Applicable(0)	0	0%

Total Responses: 4

Range: 2.00

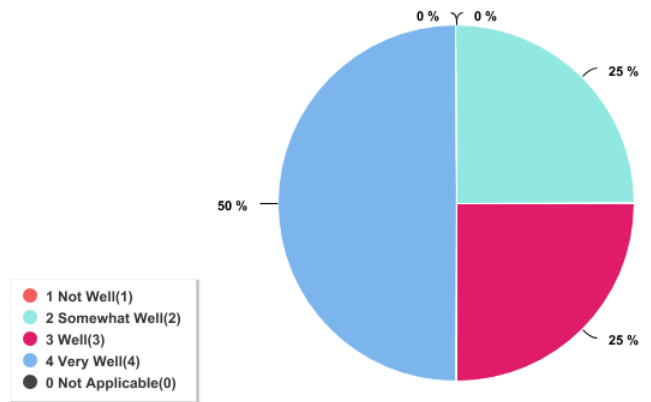
Mean: 3.25

Median: 3.50

Mode: 4.00

Standard Deviation: 0.83

The program prepared me to advocate for stakeholders an...



The program prepared me to be actively involved in my profession.

Response	Number of Responses	Percent
1 Not Well(1)	0	0%
2 Somewhat Well(2)	0	0%
3 Well(3)	1	25%
4 Very Well(4)	3	75%
0 Not Applicable(0)	0	0%

Total Responses: 4

Range: 1.00

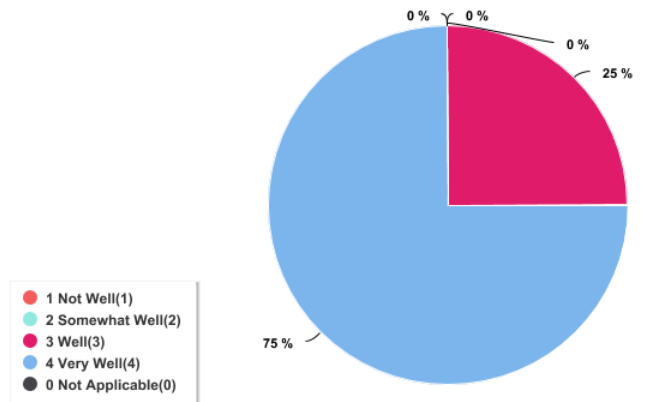
Mean: 3.75

Median: 4.00

Mode: 4.00

Standard Deviation: 0.43

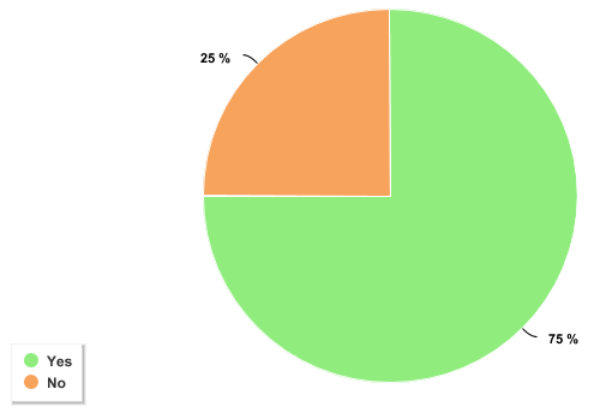
The program prepared me to be actively involved in my p...



13. Do you grant the College of education permission to send a survey to your employer?

Response	Number of Responses	Percent
Yes	3	75%
No	1	25%

13. Do you grant the College of education permission to...



14. If you answered "Yes" to Question 13, what is your Supervisor's name and email address?

Response	Number of Responses
Text Question	3

Total Responses: 3

15. Comments: Please provide any additional comments or suggestions to improve our educational preparation programs.

Response	Number of Responses
Text Question	2

Total Responses: 2